



Public

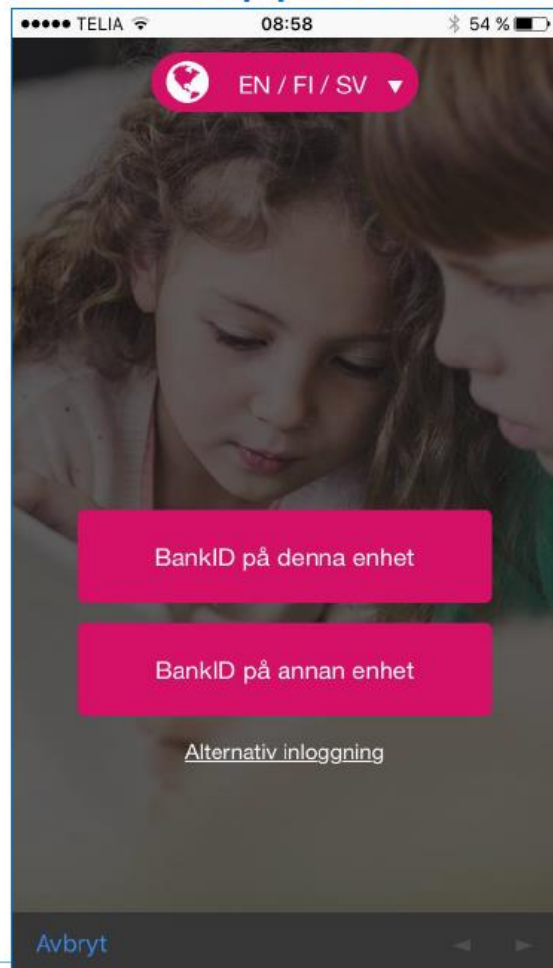
# Tieto Edu-app för vårdnadshavare - Anmäl frånvaro för förskola och fritidshem

”Tieto Edu – app- Frånvaroanmälan-somaliska”

Wargalinta maqnaanshaha caruurta xanaanada iyo  
fritidshem(wakhtiga firaaqada)

tieto

# Tieto Edu - app för vårdnadshavare

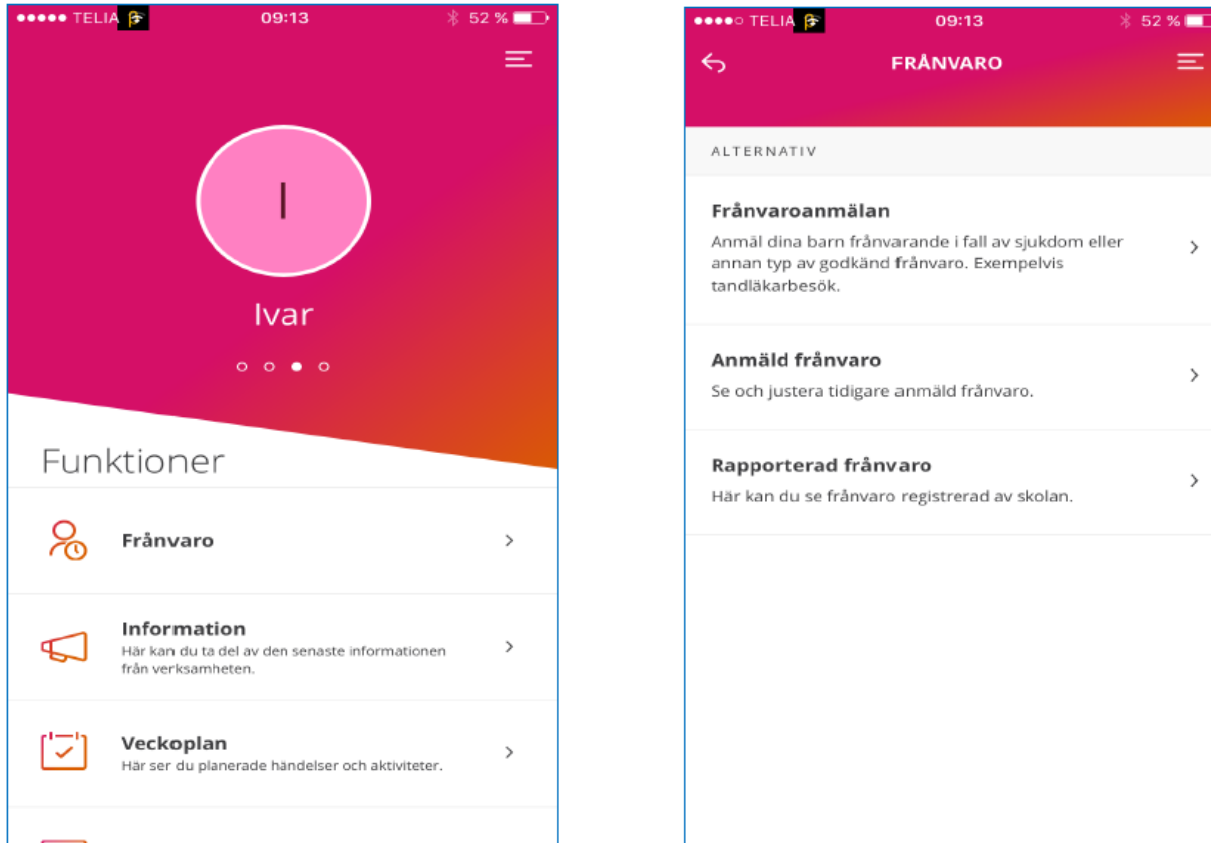


Ku gal mobila Bank-id.

FG!

Xusuusnow marka aad diiwaan galinayso maqnaanshaha cunuga firiiidka leh inaad sidoo kale wargeliso dugsigga adigoo ku diinwaangalinaya Skola24.

# Tieto Edu - app för vårdnadshavare



Dooro cunuga aad rabto inaad u diiwaangaliso maqnaanshaha. Goobaabinta dhexdeeda ayay ka soo muuqanaysaa xarafka ugu horeeya magaca.

# Tieto Edu - app för vårdnadshavare

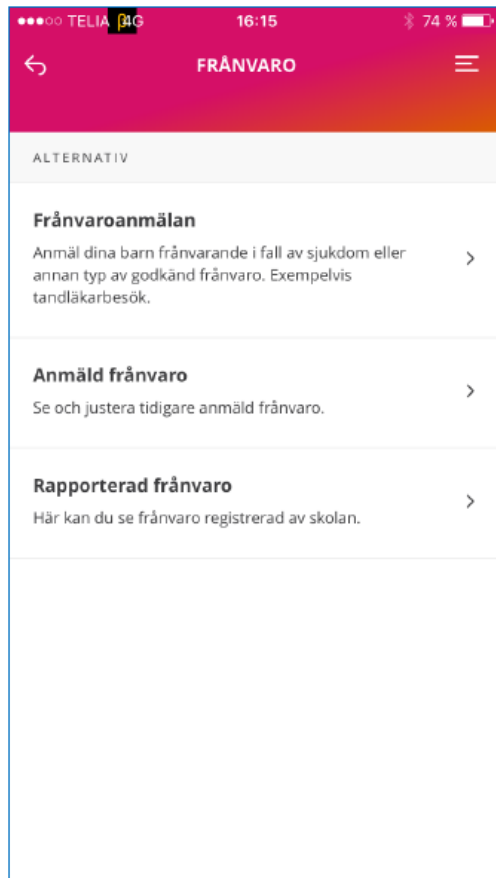
The image displays three sequential screenshots of the Tieto Edu mobile application interface for submitting an absence request. The app is titled "FRÅNVAROANMÄLAN" and is for a user named "Ivar".

- First Screenshot:** Shows the initial selection screen. Under "1. VILKEN PERIOD?", the "Heldag" (Full day) option is selected. Below, there are two buttons: "Idag" (Today) and "Imorgon" (Tomorrow). The "Imorgon" button is highlighted with a blue checkmark.
- Second Screenshot:** Shows the "Tidsbestämd" (Time-specific) option selected. The "DATUM" (Date) is set to "8 aug. 2017". The "TID" (Time) is set from "09:14" to "10:14". A "+ Lägg till tid" (Add time) button is visible at the bottom.
- Third Screenshot:** Shows the confirmation screen. A large green checkmark is displayed above the text "Frånvaro anmäld" (Absence reported). Below, the user's name "Ivar" and the specific absence details "Tidsbestämd" and "tis 08 aug - 09:14 - 10:14" are listed.

Kala dooro haddii aad rabtid inaad u diiwaangaliso cananugaaga maqnaanshaha maalin dhan ama wakhti go`an, kadib dir maqnaanshaha.

# Tieto Edu - app för vårdnadshavare

Public



Haddii aad caruur badan aad leedahay isku mar ayaad diiwaangalin kartaa. Waxaad calaamadinaysaa caruurta aad rabto inaad u diiwaangalidid maqnaanshaha, kadibna waad direysaa.

